

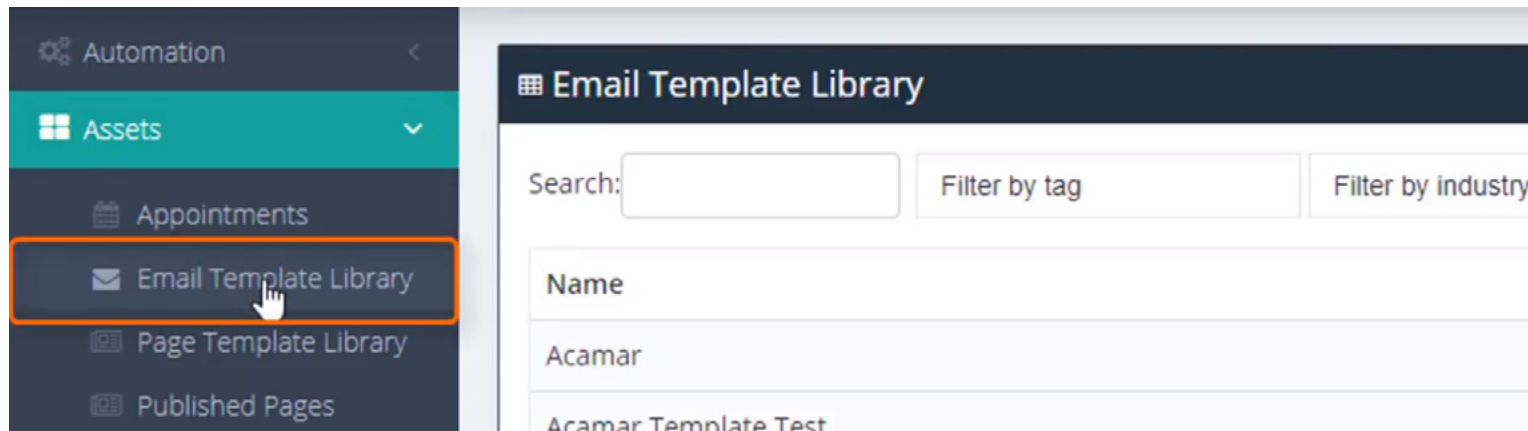
How - To **Build an Email** from **Scratch** with the **Email Editor**

LOCATE THE EMAIL TEMPLATE LIBRARY

In the interface, go to the Vertical Menu on the left.

Select ASSETS.

Select EMAIL TEMPLATE LIBRARY



SELECT NEW EMAIL TEMPLATE

Email Template Library

Place your custom Email Templates here. Any Email Template in this library will be accessible in the Email Templates dialog when creating an Email In Campaigns and Workflows. These Email Templates are blueprints for new Emails that will be sent using Campaigns and Custom Workflows.

Email Template Library + NEW EMAIL TEMPLATE ✓

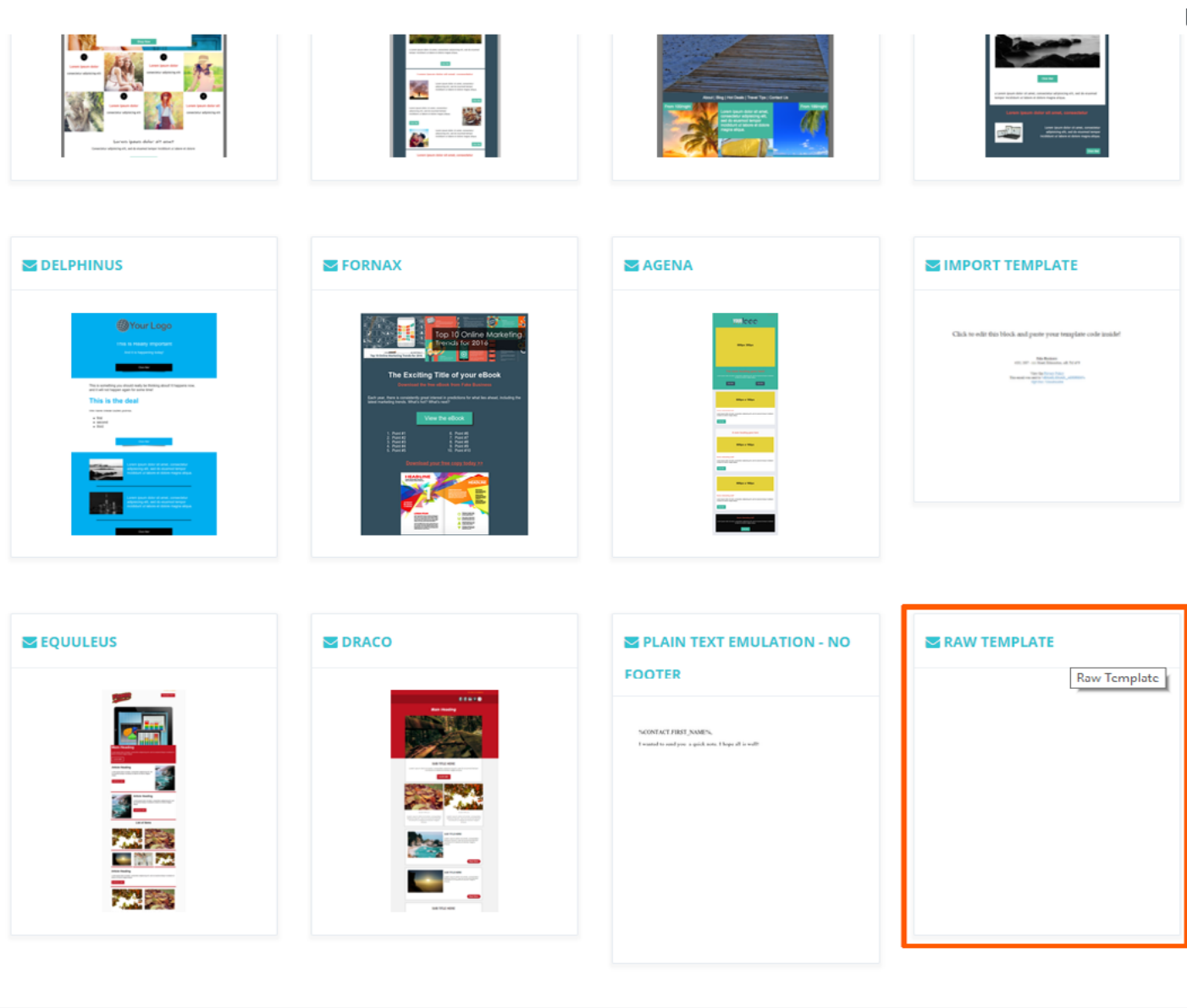
Search: Filter by tag Filter by industry

Name ▲	Last Edited On ⚡	Last Edited By ⚡			
Acamar	2017/08/24 09:27 AM	Pamela Beatty			
Acamar Template Test	2017/05/09 04:30 PM				
Adhara	2016/01/14 11:16 AM	Sean Leonard			
Adhara - test	2015/08/21 10:42 AM	Sean Leonard			
Agena	2016/06/10 11:28 AM	Sean Leonard			
Agena (Test)	2016/06/10 11:30 AM	Sean Leonard			
Andromeda Email Template	2014/09/06 03:21 PM				
Antlia	2014/12/15 10:41 AM	Sean Leonard			
Antlia (new relic)	2014/12/15 10:18 AM	Sean Leonard			
Antlia Template Test	2014/12/31 01:28 PM	Pamela Beatty			

Showing 1 to 10 of 92 entries

First < 1 2 3 4 5 ... 10 > Last

SELECT THE 'RAW TEMPLATE' FROM THE LIBRARY




USE THE LAYOUT BLOCK EDITOR TO CHANGE THE LAYOUT

The screenshot displays the ActiveDEMAND email editor interface. On the left, a live preview of an email is shown with a header, a main body containing text and a red 'Click for Offer!' button, and a footer. On the right, the 'LAYOUT BLOCKS' editor is open, showing a grid of various layout blocks. An orange arrow points from the text 'Drag and drop elements.' to the layout blocks editor. A sidebar on the far right contains icons for settings, layout, images, and a folder.

EMAIL HEADER

This is my email. I hope you like it.

Lorem ipsum dolor sit amet, consectetur adipiscing elit, sed do eiusmod tempor incididunt ut labore et dolore magna aliqua.



Lorem ipsum dolor sit amet, consectetur adipiscing elit, sed do eiusmod tempor incididunt ut labore et dolore magna aliqua.

Lorem ipsum dolor sit amet, consectetur adipiscing elit, sed do eiusmod tempor incididunt ut labore et dolore magna aliqua.

Click for Offer!

Lorem ipsum dolor

LAYOUT BLOCKS

Layout Blocks

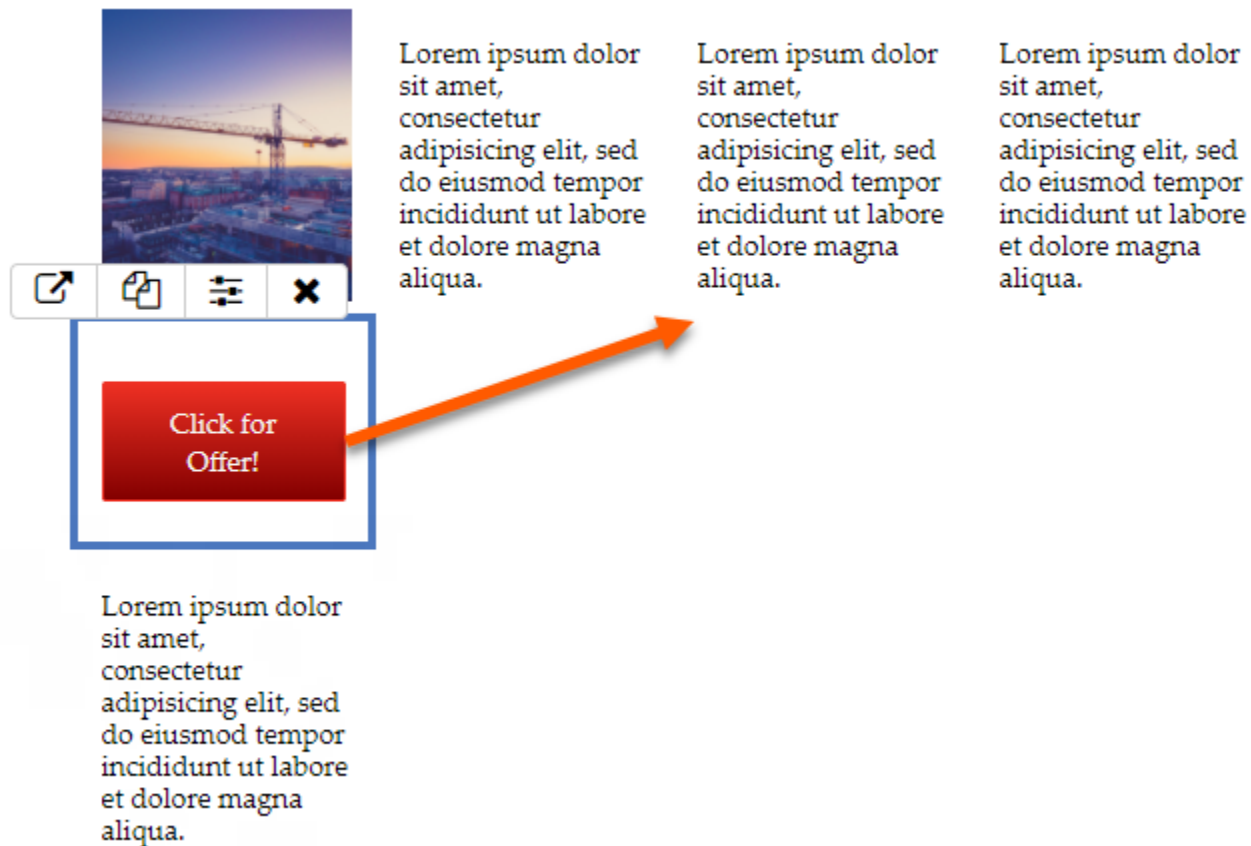
EC61330 (LAN)
USD \$656

3 test

Drag and drop elements.

HOW-TO MOVE ELEMENTS IN THE LAYOUT

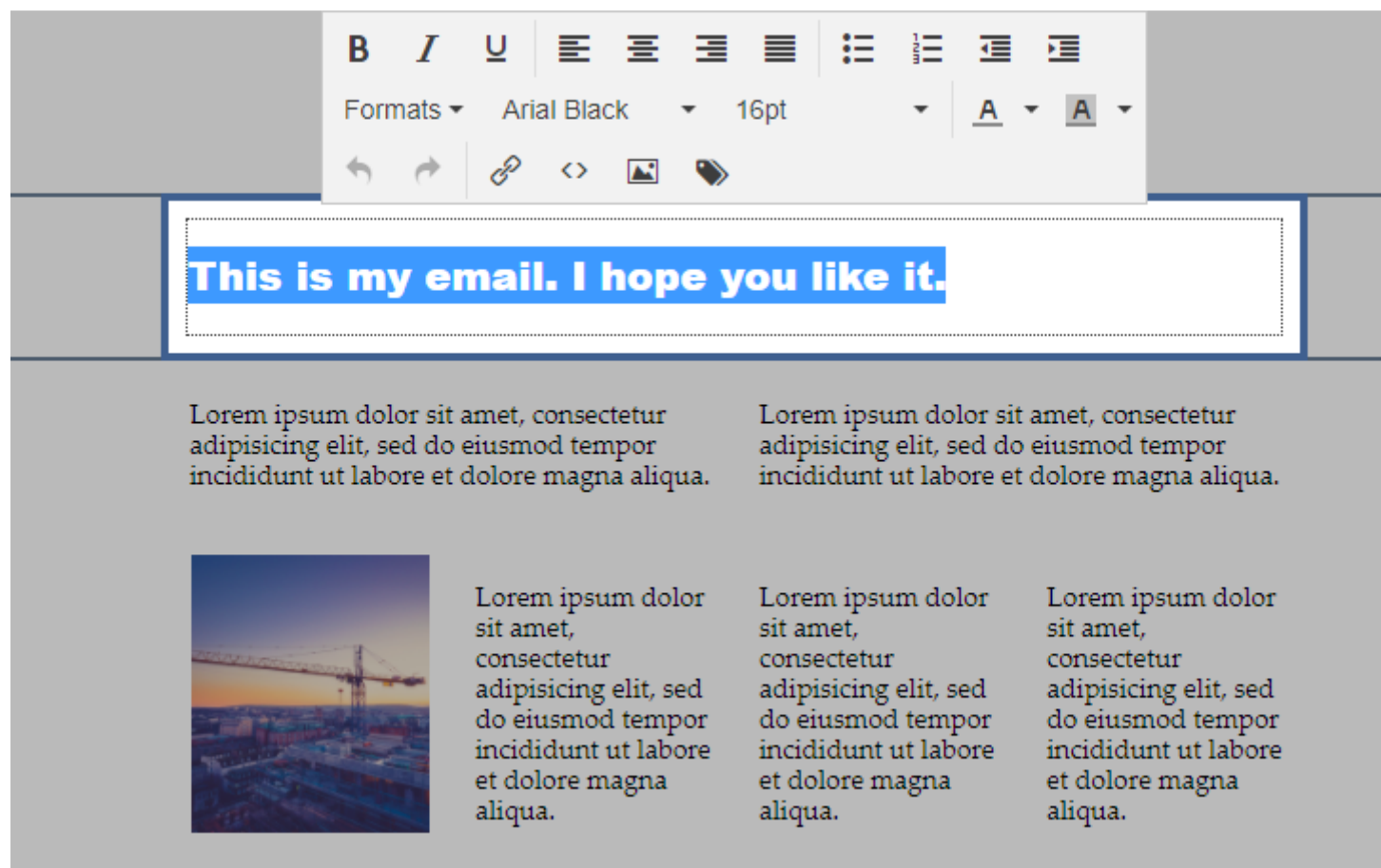
Click and drag elements to move to different columns or rows



HOW-TO EDIT TEXT

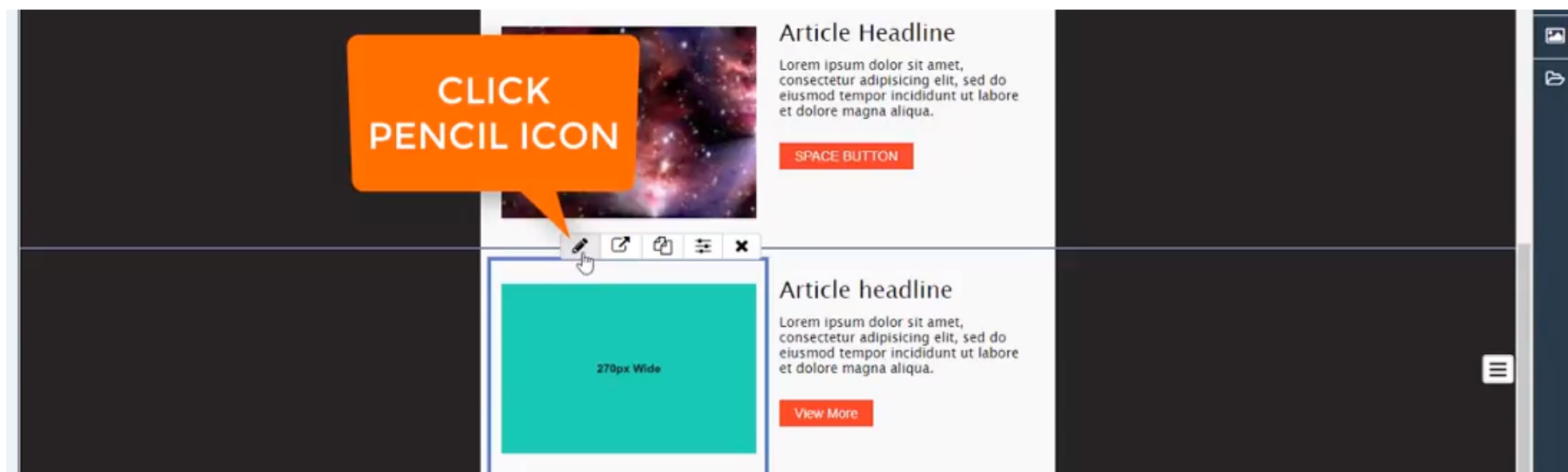
Change text by clicking the text directly in the editing box.

Format text in the editor. Change the font type, font size, format style, color and more...



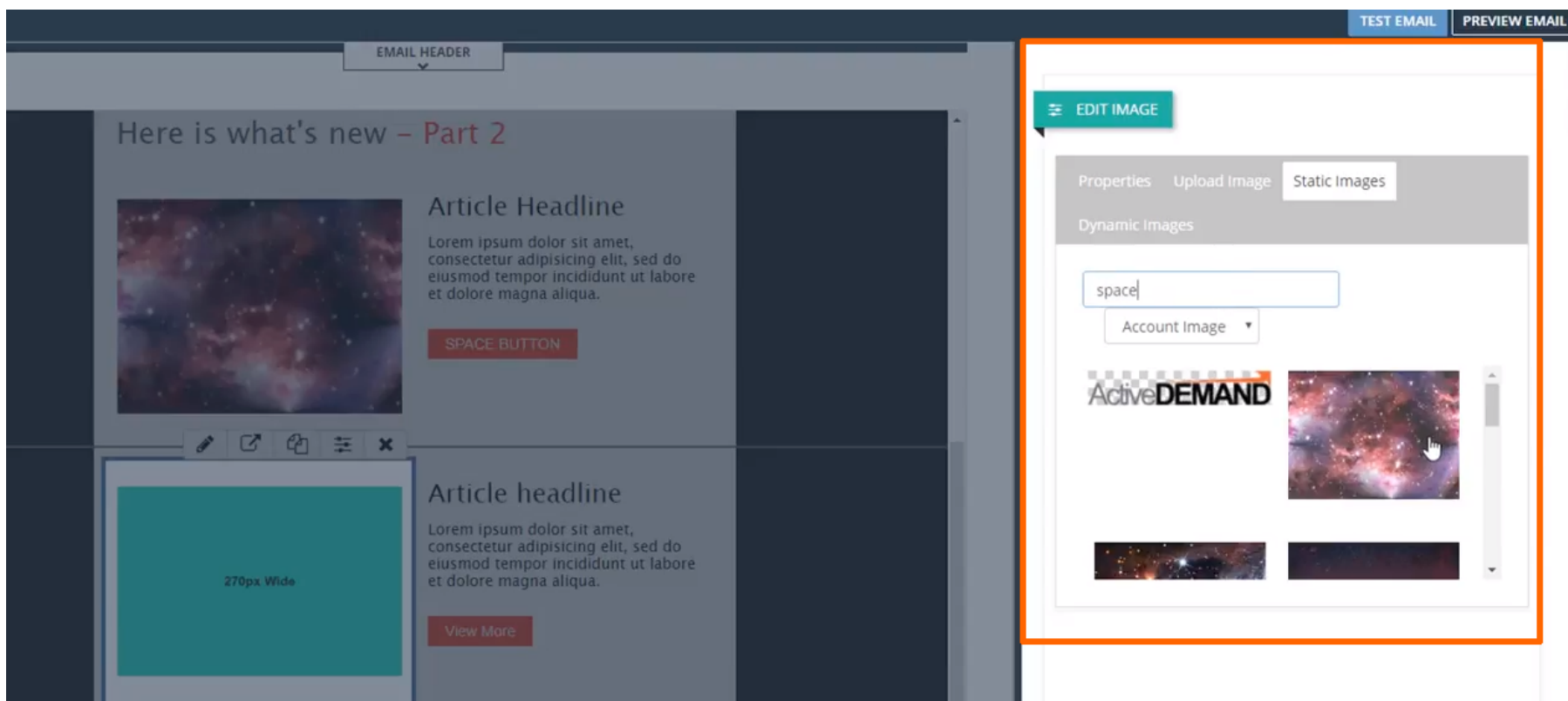
HOW-TO ADD IMAGES

Click the Pencil Icon in the Editor.



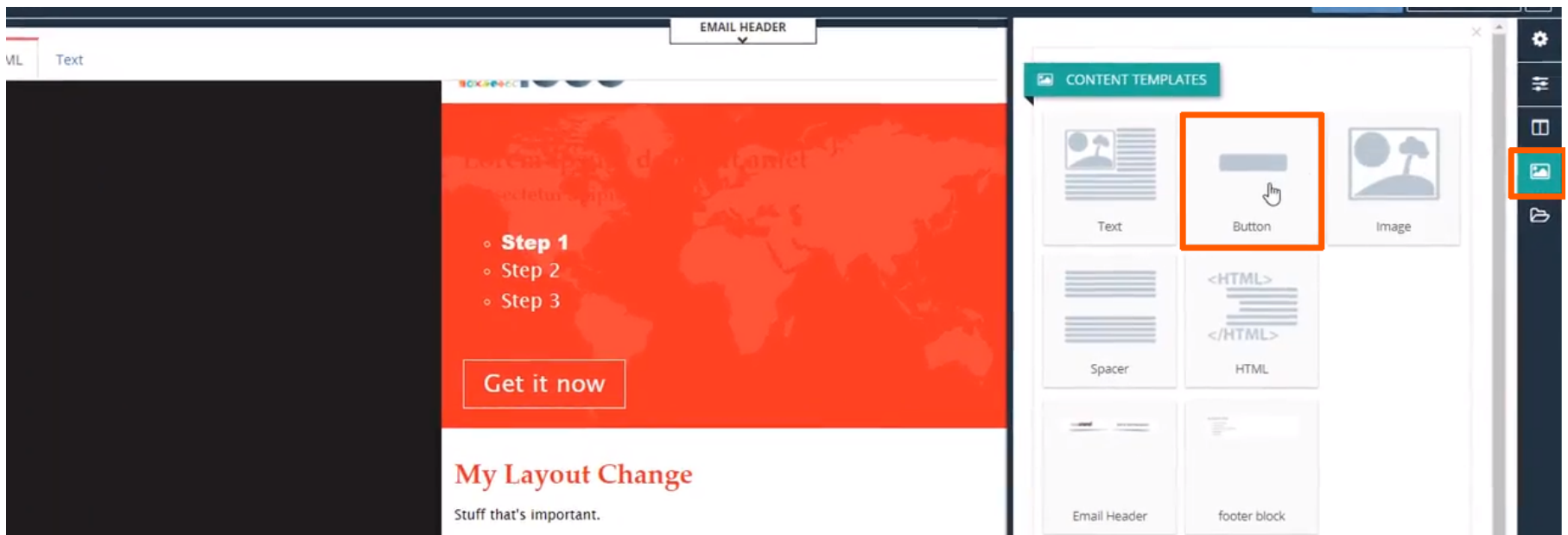
HOW-TO ADD IMAGES

From the Image Editor, upload an image or select a Static or Dynamic image from the library.



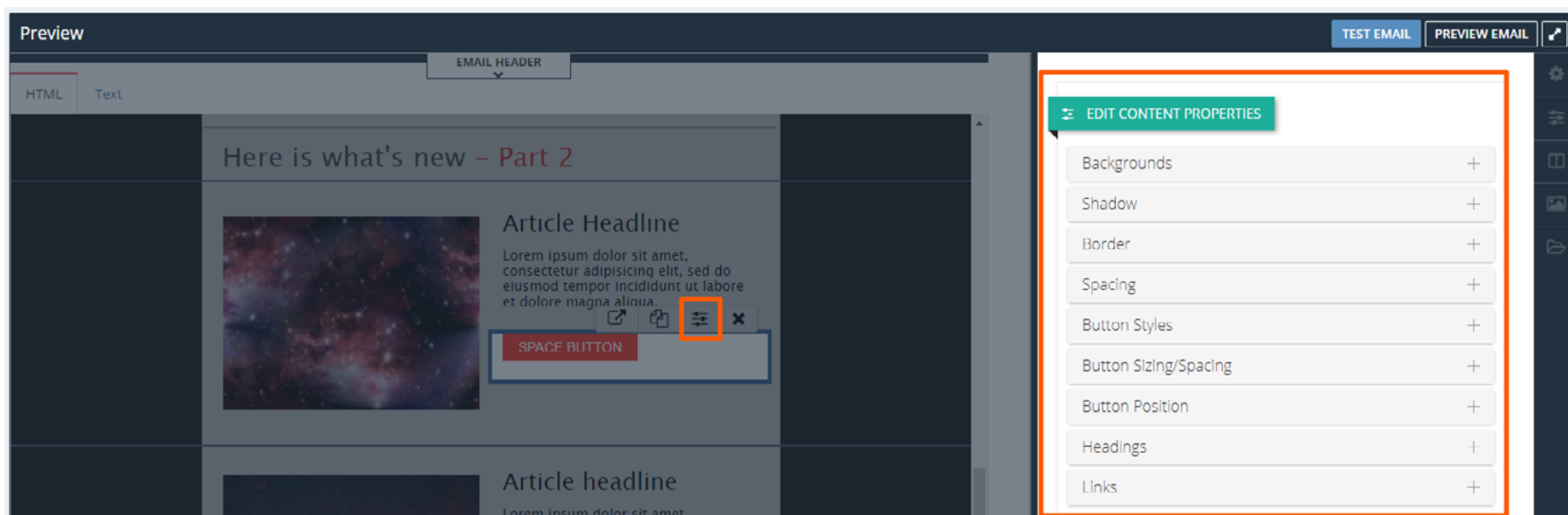
HOW-TO ADD BUTTONS

From the Content Template editor, click and drag the button onto the email layout.



HOW-TO ADD BUTTONS

Format buttons by clicking the 'Edit Content Styles' button. The pop out side panel enables formatting options such as shadow, position, spacing, etc.



HOW-TO EDIT THE HEADER

Edit the Header by clicking the toggle button to open and close the window. Click inside the fields to edit the text.

Preview

Subject line *

My Email

Preview Text

Preview line for email

Default from name

%ACCOUNT.BUSINESS_NAME%

Default from address

%ACCOUNT.COMPANY_CONTACT_EMAIL.EMAIL_ADDRESS%

Default reply to name

%ACCOUNT.BUSINESS_NAME%

Default reply to address

%ACCOUNT.COMPANY_CONTACT_EMAIL.EMAIL_ADDRESS%

EMAIL HEADER

HTML

Text

This is my email. I hope you like it.

STILL HAVE QUESTIONS?

Contact us via Chat

Or send us your question to: support@activedemand.com

Thank You
for using
ActiveDEMAND





© 2018 JumpDEMAND Inc. All rights reserved.

The contents of this document are the property of JumpDEMAND Inc. No part of it may be reproduced or transmitted in any form or by any means, except as permitted by written license agreement with JumpDEMAND Inc.

JumpDEMAND Inc. has made every reasonable attempt to ensure the completeness and accuracy of this document, however, the information contained in this document is subject to change without notice, and does not represent a commitment on the part of JumpDEMAND Inc.